

FTB Lite 750C metro/longhaul OTDR

LONG-DISTANCE FIBER
CHARACTERIZATION AND
FIBER UPGRADES

- Dedicated OTDR with **always-on mobile connectivity** and optimized usability to carry out any metro/longhaul network testing in the most efficient, compliant and secure way.

EXchange
BUILT-IN

iOLM
READY



NOW WITH ALWAYS-ON
LTE CONNECTIVITY



KEY FEATURES

Free 36-month basic data plan provided for real-time visibility

Bluetooth®, Wi-Fi, 2G/3G/4G LTE, GNSS

8-inch (203-mm) color touchscreen for use in bright sunlight environments or any environment where you conduct tests

Up to 10-hour battery autonomy

Dynamic range of up to 46 dB

Event dead zone (EDZ) / Attenuation dead zone (ADZ):
0.5/2.5 m in SM and MM

Up to 256 000 sampling points

iOLM-ready: one-touch multiple acquisitions, with clear go/no-go results presented in a straightforward visual format

APPLICATIONS

Metro network testing

Longhaul network testing

Manufacturing automation

RELATED PRODUCTS AND ACCESSORIES



Fiber
inspection scope
FIP-500



Soft pulse
suppressor bag
SPSB

FastReporter

Data post-processing software
FastReporter



HOW CONFIDENT ARE YOU ABOUT YOUR TEST PROCEDURES BEING FOLLOWED?

The FTB Lite 700 Series builds upon EXFO's innovation in OTDR testing with a secure, rugged mobile-connected platform.

EXFO's FTB Lite 700 Series features always-on mobile connectivity, designed to solve issues, such as lack of compliance and expertise, inefficient processes, and delays in getting the latest updates.

Always-on mobile connectivity provides:

1. **Streamlined compliance and automated validation:** Automated job tracking and real-time reporting confirm adherence to methods of procedure (MoP) ensure compliance with testing standards while reducing errors and administration time.
2. **Enhanced collaboration and efficiency:** Real-time data sharing, automated uploads, and cloud-based reporting enable seamless teamwork, faster decision-making, and accelerated project timelines.
3. **Valuable insights:** Automated access to comprehensive live data to perform analytics and extract insights, enabling informed decision-making and planning.



SHARE TEST RESULTS. BOOST COMPLIANCE. UNLOCK INSIGHTS.

Cloud-hosted solution for sharing test results and ensuring compliance.

Paired with EXFO's leading test instruments, EXFO Exchange drives an entire ecosystem while integrating seamlessly with existing operation processes.



FastReporter

Advanced FastReporter capabilities included with EXFO Exchange.

FastReporter is a consolidated data management and postprocessing solution designed to improve results quality as well as auditing and reporting productivity. When logging in to your EXFO Exchange account on your PC, you will have access to all advanced capabilities for FastReporter, including:

- Results viewer
- Advanced reporting formats (Excel, PDF, custom)
- Advanced editing
- Automated validation and results correction

Get
started >



The FTB Lite 700 Series has direct access to EXFO Exchange workspaces at all times. Onboarding has never been easier with pre-configured access and the capability to sign into EXFO Exchange directly from the platform, meaning no more phone pairing.

These advantages, paired with EXFO's reliable, accurate and durable OTDRs, lead to:

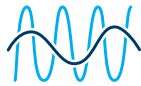
- Faster deployment of jobs to users in the field to ensure compliance and increase the ratio of first-time-right results.
- Faster access to results by managers or supervisors; leading to contractors getting paid quicker.
- Regular unit updates from the field to get latest software.
- Simple and intuitive user interface to minimize training.

LOOKING FOR ICON-BASED MAPPING?

Optical Link Mapper (OLM) included in all AXS and FTB Lite OTDRs

Interprets OTDR traces automatically and provides an icon-based view of the elements on the link.

- Automatic analysis of multiple wavelengths with a consolidated link view display.
- Synced with events and placed below the linear view to view all events on the link.
- Display of end-to-end link length, loss and ORL according to the pass/fail settings.
- Automatic parameter settings and clear go/no-go results.
- Prompt guidance on what and where the network issues are.



**MULTIPLE
WAVELENGTHS**



**CLEAR CONSOLIDATED
LINK DISPLAY**



**FITS YOUR
PROCESSES**

OPTICAL ADD-ONS (OPTIONAL)

Optical power meter (OPM)

EXFO's high-level power meter (GeX) can measure up to 27 dBm. This is essential for hybrid fiber-coaxial (HFC) networks or high-power signals. If used with an auto-lambda/auto-switching compatible light source, the power meter automatically synchronizes on the same wavelength, thus avoiding any risk of mismatched measurement.

Visual fault locator (VFL)

The plug-and-play VFL easily identifies breaks, bends, faulty connectors and splices, in addition to other causes of signal loss. This basic, yet essential troubleshooting tool should be part of every field technician's toolbox. The VFL visually locates and detects faults over distances of up to 7 km by creating a bright-red glow at the exact location of the fault. High-power VFL is also available as an option to test distances up to 12 km.

iOLM: TURNING ALL TECHNICIANS TESTING FIBER OPTICS INTO EXPERTS

CHALLENGES WITH TRADITIONAL OTDR TESTING



WRONG OTDR TRACES

Incorrect setup and manual rework



COUNTLESS TRACES TO ANALYZE

Time wasted interpreting traces



REPEAT JOBS

Errors lead to retests

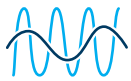


COMPLEX TRAINING

High learning curve for new users

THE SOLUTION: ONE-BUTTON FIBER TESTING AND ZERO GUESSWORK

The intelligent Optical Link Mapper (iOLM) is EXFO's patented OTDR-based application that turns complex testing into clear, automated results. With every test, iOLM performs advanced, real-time optimization:



Dynamic multipulse, multiwavelength acquisition

Adapts test settings automatically to each network type.



Intelligent trace analysis and diagnostic

Detects, identifies, and classifies every event precisely.



Unified results (iOLM + OTDR)

Consolidates multiple acquisitions into one report with icon-based link view, event table, and OTDR trace.



Configuration flexibility

Automated mode: self-adjusting based on the link under test.
Application-based mode: preset and optimized.



Easy reporting

One iOLM file per link, ready to share and archive.

iOLM and OTDR now combined within one application

Get it today:

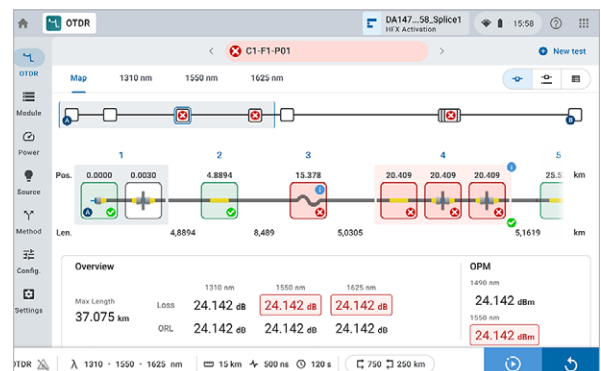
BUY THE OTDR AND iOLM COMBO WITH YOUR UNIT.

or

UPGRADE YOUR OTDR FROM THE FIELD VIA EXFO EXCHANGE'S CENTRALIZED FLEET MANAGEMENT.

PATENTED AND PROVEN

Only EXFO offers iOLM, the patented innovation that simplifies fiber testing and maximizes efficiency—for technicians of any experience level.



iOLM | intelligent Optical Link Mapper




**SIMPLIFY TESTING.
BOOST PERFORMANCE.
CHOOSE iOLM.**

EXFO

PRODUCT OVERVIEW

- 1 Singlemode OTDR port
- 2 Testing LED indicator
- 3 VFL
- 4 Power meter
- 5 10/100/1000 Mbit/s Ethernet port
- 6 Two USB 3.0 ports
- 7 Charger/battery LED
- 8 USB-C PD port
- 9 Mount for hand/shoulder strap
- 10 Power on/off/stand by button
- 11 Power on/off LED status indicator
- 12 Speaker
- 13 8-inch (203-mm) color touchscreen
- 14 Built-in LTE/Wi-Fi/Bluetooth radios
- 15 Kickstand



SPECIFICATIONS

All specifications valid at 23 °C ± 2 °C with an FC/APC connector, unless otherwise specified.

TECHNICAL SPECIFICATIONS	
Wavelengths (nm) ^a	1310 ± 20/1550 ± 20/1625 ± 15
Dynamic range at 20 µs (dB) ^{b, c}	1310/1550 model: dynamic range = 46/46 dB 1310/1550/1625 model: dynamic range = 45/45/45 dB
Event dead zone (m) ^d	0.5
Attenuation dead zone (m) ^e	2.5
Distance range (km)	0.1 to 400
Pulse width (ns)	3 to 20 000
Linearity (dB/dB) ^a	±0.03
Loss threshold (dB)	0.01
Loss resolution (dB)	0.001
Sampling resolution (m)	0.04 to 10
Sampling points	Up to 256 000
Distance uncertainty (m) ^f	±(0.75 + 0.0025 % × distance + sampling resolution)
Measurement time	User-defined (maximum: 60 minutes)
Typical real-time refresh (Hz)	4
Stable source output power (dBm) ^g	1.5
Reflectance (dB) ^a	±2

a. Typical.

b. Typical dynamic range with a three-minute averaging at SNR = 1.

c. 50 dB dynamic range can be obtained with a G.655 fiber with a 30 minutes averaging time.

d. Typical for reflectance from -35 dB to -55 dB, at 3-ns pulse.

e. Typical at 1310 nm, for reflectance at -55 dB. Attenuation dead zone is 3.5 m typical at 1310 nm with reflectance below -45 dB.

f. Does not include uncertainty due to fiber index.

g. Typical output power value at 1550 nm.

GENERAL SPECIFICATIONS

Display	8-inch (203 mm), 1280×800, color touchscreen (viewable in sunlight)
Interfaces	USB-A ports (2) USB-C port with power delivery RJ45 LAN 10/100/1000 Mbit/s
RF comms ^{a, b}	Bluetooth, Wi-Fi, 2G/3G/4G LTE, GNSS (GPS/GALILEO/QZSS)
Storage	>20,000 OTDR SOR traces
Battery	Rechargeable LiFePO4 battery, up to 10 hours ^c of operation as per Telcordia (Bellcore) GR-196-CORE
Power supply	Input: AC/DC adapter, 100 to 240 V AC, 50 to 60 Hz, 1.5 A max. Output: 5 to 20 V DC, 3.0 A max., 45 W max., USB-C power delivery standard supported
Weight (including battery and module)	2.4 kg (5.3 lb)
Size (H × W × D)	198 mm × 249 mm × 71 mm (7.8 in × 9.8 in × 2.8 in)
Temperature	Operating: -10 °C to 50 °C (14 °F to 122 °F) Storage: -40 °C to 70 °C (-40 °F to 158 °F)
Relative humidity	0 % to 95 % non-condensing
Warranty (year)	1

BUILT-IN POWER METER SPECIFICATIONS (GeX) (optional) ^d

Calibrated wavelengths (nm)	850, 1300, 1310, 1342, 1358, 1490, 1550, 1577, 1625, 1650
Selectable wavelengths (nm)	850, 1300, 1310, 1342, 1358, 1490, 1550, 1577, 1625, 1650
Power range (dBm) ^e	27 to -50
Uncertainty (%) ^f	±5 %
Display resolution (dB)	0.01 = max to -40 dBm 0.1 = -40 dBm to -50 dBm
Tone detection (Hz)	270/330/1000/2000

VFL SPECIFICATIONS**VFL (optional)****HIGH-POWER VFL (optional)**

Operation mode	Flashing (slow/fast) and continuous	Flashing (slow/fast) and continuous
Flashing frequency (Hz)	1 or 4	1 or 4
Wavelength (nm) (typical)	650	660
Emitter type	Laser	Laser
Power output (mW) (max.)	1	5
Distance range (km) (typical) ^g	7	12
Laser safety class	2	3R

LASER SAFETY ^g (complies with FDA 1040.10 and IEC 60825-1:2014-05)Without VFL (option): **IEC 60825-1:2014-05****DO NOT EXPOSE USERS OF TELESCOPIC OPTICS**With VFL (option): **IEC 60825-1:2014-05****DO NOT STARE INTO BEAM**With high power VFL (option): **IEC 60825-1:2014-05****AVOID DIRECT EYE EXPOSURE****Applicability:**
Class 1M, 2M and 3R**WARNING:** Viewing the laser output with telescopic optical instruments (for example, telescopes and binoculars) may pose an eye hazard and thus the user should not direct the beam into an area where such instruments are likely to be used.

a. Free 36-month basic data plan provided.

b. Restrictions may apply depending on country/region which will prevent EXFO from providing mobile connectivity. Contact EXFO for details.

c. Battery life varies significantly based on device configuration, usage, network and feature configuration, signal strength, settings and other factors.

d. At 23 °C ± 1 °C, 1550 nm and FC connector. With modules in idle mode. Battery operated after 30-minute warm-up.

e. Typical.

f. At calibration conditions.

g. Depends on fiber attenuation and ambient light conditions.

ACCESSORIES (optional)

GP-10-072	Large size soft carrying case	GP-2320	Utility glove
GP-10-097	Rigid carrying case	GP-2242	Replacement hand strap
GP-1008	VFL adapter (2.50 mm to 1.25 mm)	GP-2304	Spare AC/DC adapter
GP-2155	Carry-on size backpack	GP-2318	Replacement kickstand
GP-2235	Spare stylus		

ORDERING INFORMATION**FTB-Lite-750C-XX-XX-XX-XX-XX-XX-XX-XX****Optical configuration**

SM1 = SM OTDR module, 1310/1550 nm
 SM3 = SM OTDR module, 1310/1550/1625 nm

Base software

OTDR = Enables OTDR application only
 OIX = Enables OTDR and standard iOLM features

Connector

EA-EUI-28 = APC/DIN 47256
 EA-EUI-89 = APC/FC narrow key
 EA-EUI-91 = APC/SC
 EA-EUI-95 = APC/E-2000
 EA-EUI-98 = APC/LC
 EI connectors = See section below

Inspection scope base tips^a

APC = Includes FIPT-400-U25MA and FIPT-400-SC-APC
 UPC = Includes FIPT-400-U25M and FIPT-400-FC-SC

Inspection scope models

00 = Without inspection scope
 FIP435B = Wireless analysis digital video inspection scope^b
 Automated focus
 Automated pass/fail analysis
 Triple magnification
 Autocentering

Power meter connector adapter

FOA-22 = FC: FC/PC, FC/SPC, FC/UPC, FC/APC
 FOA-32 = ST: ST/PC, ST/SPC, ST/UPC
 FOA-54B = SC: SC/PC, SC/SPC, SC/UPC, SC/APC
 FOA-96B = E-2000/APC
 FOA-98 = LC
 FOA-99 = MU

Power meter

00 = Without power meter or VFL
 VFL = Visual fault locator
 VFLHP = High power VFL
 VPM2X = VFL and power meter; GeX detector
 VPM2XHP = High-power VFL and power meter; GeX detector

Connectivity

FRF = With full RF capability (LTE, GNSS, Wi-Fi and Bluetooth)^{c, d}

Example: FTB-Lite-750C-SM1-00-EA-EUI-89-FRF-VPM2XHP-FOA-22

a. Available if inspection scope is selected.

b. For use with separate mobile smart device running ConnectorMax2 software.

c. FRF option is mandatory.

d. Not available in India and China.

EI CONNECTORS

To maximize the performance of your OTDR, EXFO recommends using APC connectors on SM port. These connectors generate lower reflectance, which is a critical parameter that affects performance, particularly in dead zones. APC connectors provide better performance than UPC connectors, thereby improving testing efficiency.

Note: UPC connectors are also available. Simply replace EA-XX by EI-XX in the ordering part number. Additional connector available: EI-EUI-90 (UPC/ST).

EXFO headquarters T +1 418 683-0211 **Toll-free** +1 800 663-3936 (USA and Canada)

EXFO serves over 2000 customers in more than 100 countries. To find your local office contact details, please go to www.EXFO.com/contact.

For the most recent patent marking information, please visit www.EXFO.com/patent. EXFO is certified ISO 9001 and attests to the quality of these products. EXFO has made every effort to ensure that the information contained in this specification sheet is accurate. However, we accept no responsibility for any errors or omissions, and we reserve the right to modify design, characteristics and products at any time without obligation. Units of measurement in this document conform to SI standards and practices. In addition, all of EXFO's manufactured products are compliant with the European Union's WEEE directive. For more information, please visit www.EXFO.com/recycle. **Contact EXFO for prices and availability or to obtain the phone number of your local EXFO distributor.**

For the most recent version of this spec sheet, please go to www.EXFO.com/specs.

In case of discrepancy, the web version takes precedence over any printed literature.

The Bluetooth® word mark and logos are registered trademarks owned by the Bluetooth SIG, Inc.